

(3 Hours)

(80 Marks)

**NB:**

1. Question No 1 is **compulsory**. Out of the remaining 5 questions, attempt **any 3**.
2. Numbers in square brackets, at the end of question statement, indicate full marks.
3. Assume suitable data, if not given. Clearly mention the same in your answer.
4. Take the magnitude of gravitational acceleration as  $9.81 \text{ m/s}^2$ , unless stated otherwise.
5. Figures drawn are not to the scale.

**Q.1. Solve any four.**

[5 x 4]

a) Find the resultant of the parallel force system shown in Figure 1 and locate the same with respect to point C.

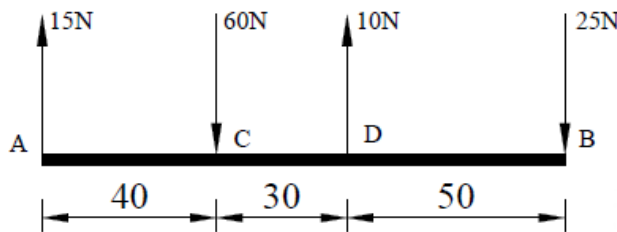


Figure 1

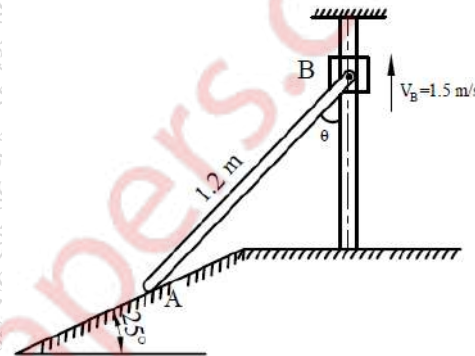


Figure 2

b) Using Instantaneous Centre of Rotation (ICR) method, find the velocity of point A for the instant shown in Figure 2. Collar B moves along the vertical rod, whereas link AB moves along the plane which is inclined at  $25^\circ$ .

c) If the support reaction at A, for the beam shown in Figure 3, is zero, then find force 'P' and the support reaction at B.

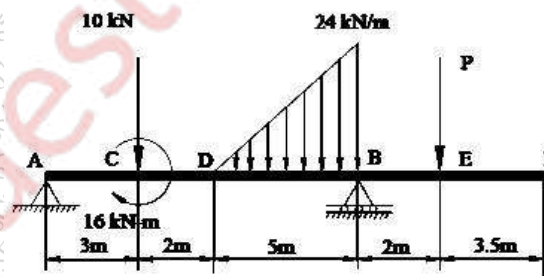


Figure 3

d) From the top of a tower, 28 m high, a stone is thrown vertically up with a velocity of  $9 \text{ m/s}$ . After how much time will the stone reach the ground? With what velocity does it strike the ground?

e) For the truss shown in Figure 4, find: (i) zero force members, if any (Justify your answer with FBD), (ii) support reactions at C and D.

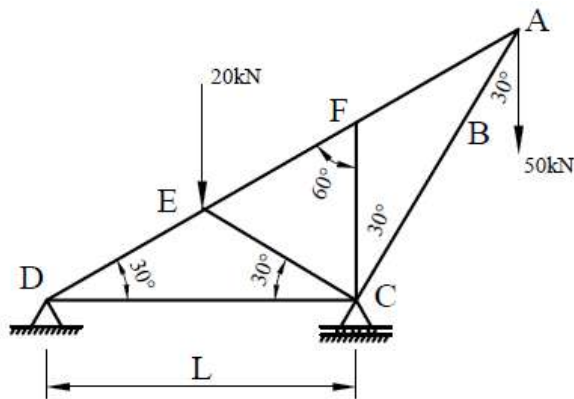


Figure 4

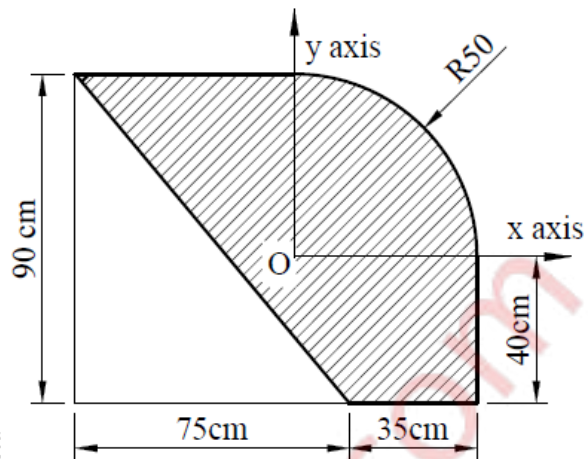


Figure 5

Q.2.

- a) For the composite lamina shown in Figure 5, determine the coordinates of its centroid. [08]
- b) Replace the force system shown in Figure 6 with a single force and couple system acting at point B. [05]

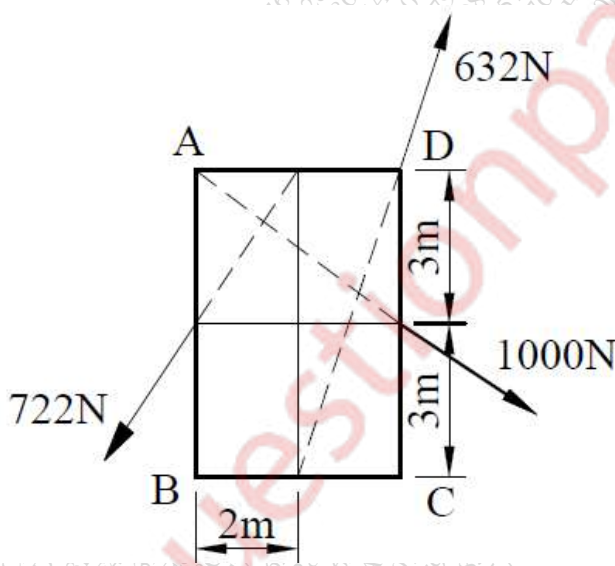


Figure 6

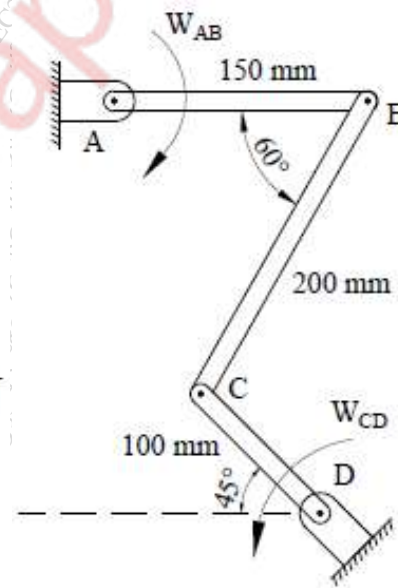


Figure 7

- c) The link CD of the mechanism shown in Figure 7 is rotating in counterclockwise direction at an angular velocity of 5 rad/s. For the given instance, determine the angular velocity of link AB [07]

Q.3.

- a) Cylinder A (diameter 1m, weight 20kN) and cylinder B (diameter 1.5m, weight 40kN) are arranged as shown in Figure 8. Find the reactions at all the contact points. All contacts are smooth. [06]

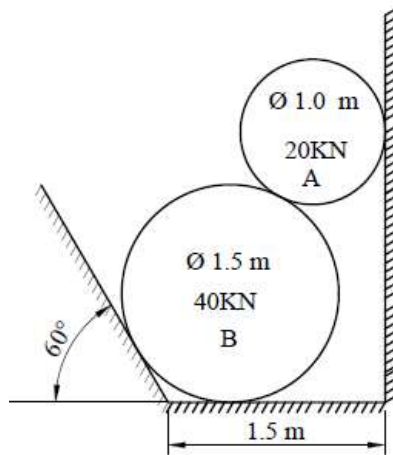


Figure 8

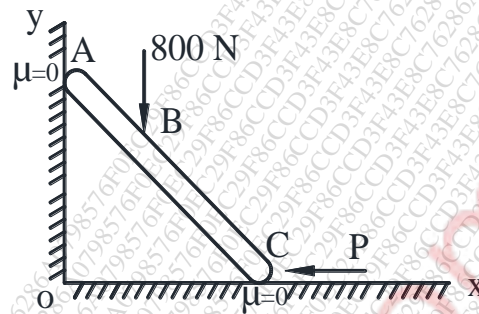


Figure 9

b) Using Principle of Virtual Work, determine the force  $P$  which will keep the weightless bar  $AB$  in equilibrium. Take length  $AB$  as  $2\text{m}$  and length  $AC$  as  $8\text{m}$ . The bar makes an angle of  $30^\circ$  with horizontal. All the surfaces in contact are smooth. Refer Figure 9. [06]

c) Velocity-time diagram for a particle travelling along a straight line is shown in Figure 10. Draw acceleration-time and displacement-time diagram for the particle. Also find important values of acceleration and displacement. [08]

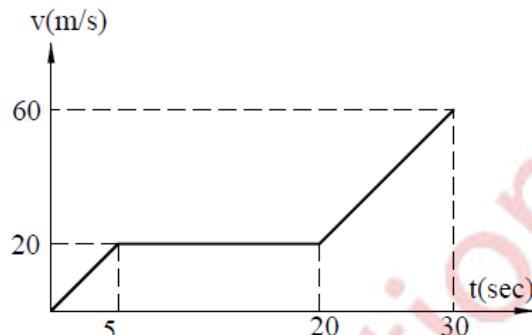


Figure 10

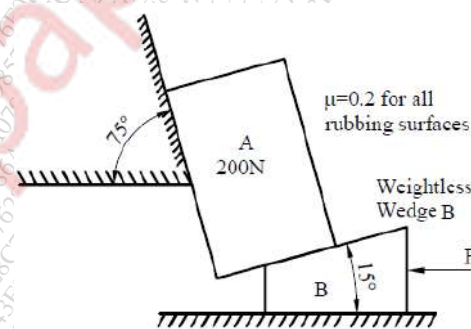


Figure 11

**Q.4.**

a) Find the force ' $F$ ' to have motion of block  $A$  impending up the plane. Take coefficient of friction for all the surfaces in contact as  $0.2$ . Consider the wedge  $B$  as weightless. Refer Figure 11. [07]

b) Three forces  $F_1$ ,  $F_2$  and  $F_3$  act at the origin of Cartesian coordinate axes system. The force  $F_1$  ( $= 70\text{N}$ ) acts along  $OA$  whereas  $F_2$  ( $= 80\text{N}$ ) acts along  $OB$  and  $F_3$  ( $= 100\text{N}$ ) acts along  $OC$ . The coordinates of the points  $A$ ,  $B$  and  $C$  are  $(2,1,3)$ ,  $(-1,2,0)$  and  $(4,-1,5)$  respectively. Find the resultant of this force system. [05]

c) A  $75\text{kg}$  person stands on a weighing scale in an elevator.  $3$  seconds after the motion starts from rest, the tension in the hoisting cable was found to be  $8300\text{N}$ . Find the reading of the scale, in  $\text{kg}$  during this interval. Also find the velocity of the elevator at the end of this interval. The total mass of the elevator, including mass of the person and the weighing scale, is  $750\text{kg}$ . If the elevator is now moving in the opposite direction, with same magnitude of acceleration, what will be the new reading of the scale? [08]

Q.5.

a) The cylinder B, diameter 400mm and weight 5kN, is held in position as shown in Figure 12 with the help of cable AB. Find the tension in the cable and the reaction developed at contact C. [04]

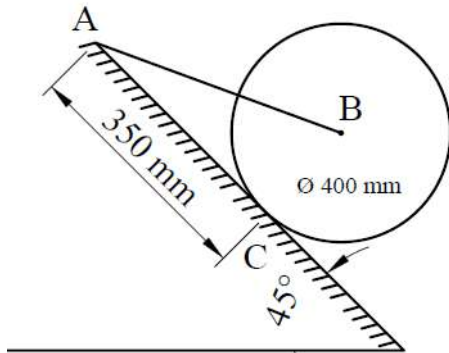


Figure 12

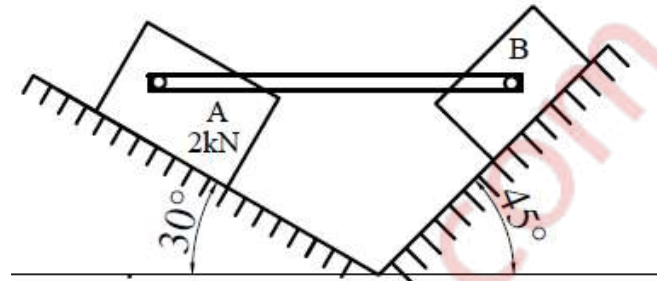


Figure 13

b) Find the weight  $W_B$  so as to have its impending motion down the plane. Take weight of block A as 2kN. The pin connected rod AB is initially is in horizontal position. Refer Figure 13. [05]

c) Two springs, each having stiffness of 0.6N/cm and length 20 cm are connected to a ball B of weight 50N. The initial tension developed in each spring is 1.6N. The arrangement is initially horizontal, as shown in Figure 14. If the ball is allowed to fall from rest, what will be its velocity at D, after it has fallen through a height of 15 cm? [05]

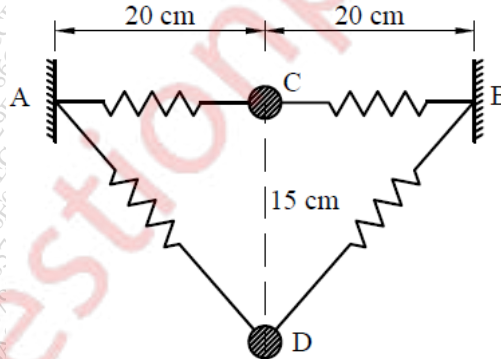


Figure 14

d) Two balls, A (mass 3kg) and B (mass 4kg), are moving with velocities 25 m/s and 40 m/s respectively (Refer Figure 15). Before impact, the direction of velocity of two balls are  $30^\circ$  and  $50^\circ$  with the line joining their centers as shown in Figure 15. If coefficient of restitution for the impact is 0.78, find the magnitude and the direction of velocities of the balls after the impact. [06]

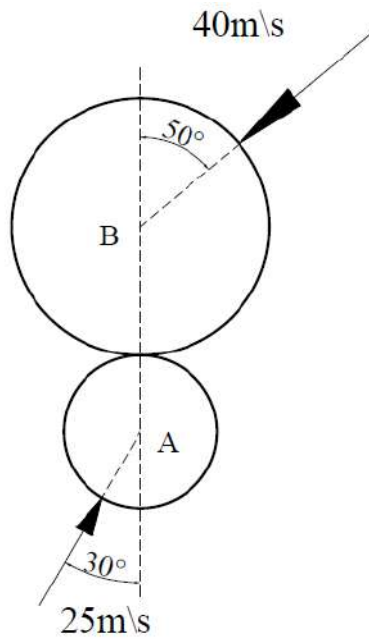


Figure 15

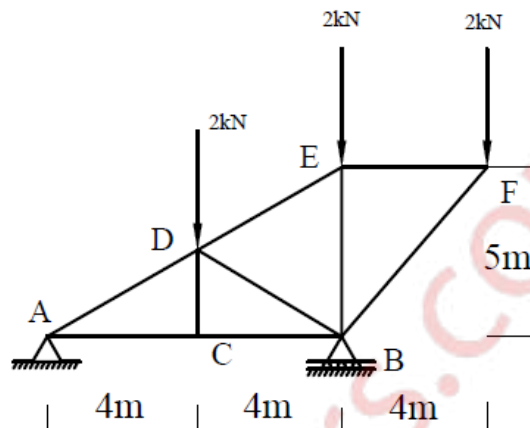


Figure 16

Q.6.

a) For the truss shown in Figure 16, find the forces in members DE, BD and CB. [05]

b) A particle moves in x-y plane with acceleration components  $a_x = -3\text{m/s}^2$  and  $a_y = -16\text{t m/s}^2$ . If its initial velocity is  $V_0 = 50\text{m/s}$  directed at  $35^\circ$  to the x-axis, compute the radius of curvature of the path at  $t = 2$  sec. [06]

c) A force of magnitude of 20kN, acts at point A(3,4,5)m and has its line of action passing through B(5,-3,4)m. Calculate the moment of this force about a line passing through points S(2,-5,3) m and T(-3,4,6)m. [05]

d) Find an expression for maximum range of a particle which is projected with an initial velocity of 'u' inclined at an angle of ' $\beta$ ' with the horizontal. [04]