



Q.P. Code : 017104

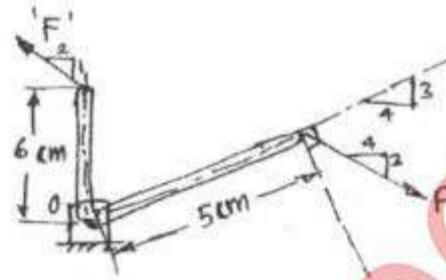
[Time: 3 Hours]

[Total Marks: 80]

Please check whether you have got the right question paper.


- N.B:**
- 1) Question No. 1 is compulsory
 - 2) Attempt any 3 questions from remaining five questions
 - 3) Assume suitable data if necessary and mention the same clearly
 - 4) Take $g = 9.81 \text{ m/s}^2$, unless otherwise specified.

Q. 1 a) In the rocket arm shown in fig the moment of 'F' about 'O' balances that 'P' = 250 N find 'F'. 04

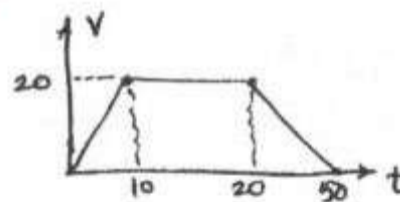


b) State Lami's theorem. State the necessary condⁿ for application of Lami's theorem. 04

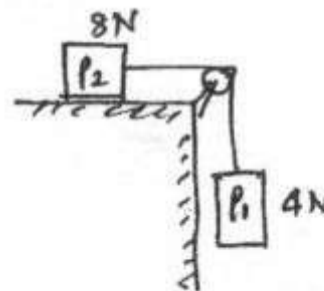
c) A homogeneous cylinder 3m diameter and weighting 400N is resting on two rough inclined surface's shown. If the angle of friction is 15° find couple 'C' applied to the cylinder that will start it rotating clockwise. 04



d) From (v-t) diagram find (i) distance travelled in 10 sec. (ii) total distance travelled in 50 sec. (iii) Retardation. 04

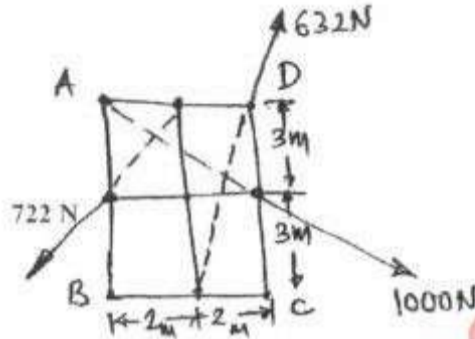


e) Blocks P_1 and P_2 are connected by inextensible string. Find velocity of block P_1 , if it falls by 0.6m starting from rest. The coefficient of friction is 0.2, pulley is friction less. 04

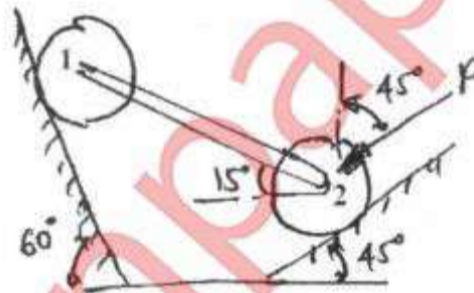


TURN OVER

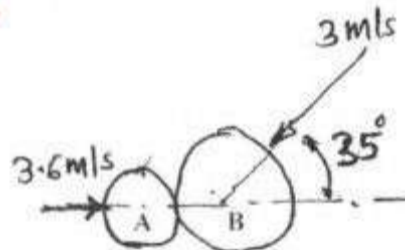
Q. 2 a) Compute the resultant of the three forces acting on the plate shown in fig. Locate its intersection with AB and BC. 06



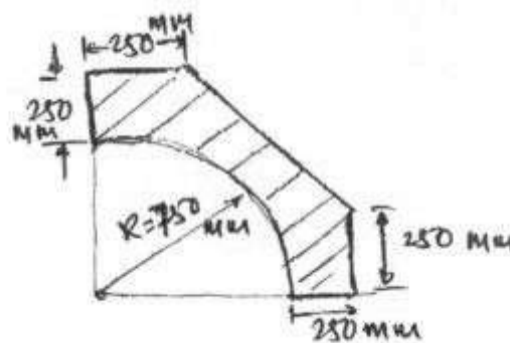
b) Two cylinders 1 and 2 are connected by a rigid bar of negligible weight hinged to each cylinder and left to rest in equilibrium in the position shown under the application of force 'P' applied at the center of cylinder 2. Determine the magnitude of force 'P'. If the weights of the cylinders 1 and 2 are 100N and 50N respectively. 08



c) Just before they collide, two disk on a horizontal surface have velocities shown in fig. Knowing that 90N disk 'A' rebounds to the left with a velocity of 1.8 m/s. Determine the rebound velocity of the 135 N. disk 'B' Assume the Impact is perfectly elastic. 06



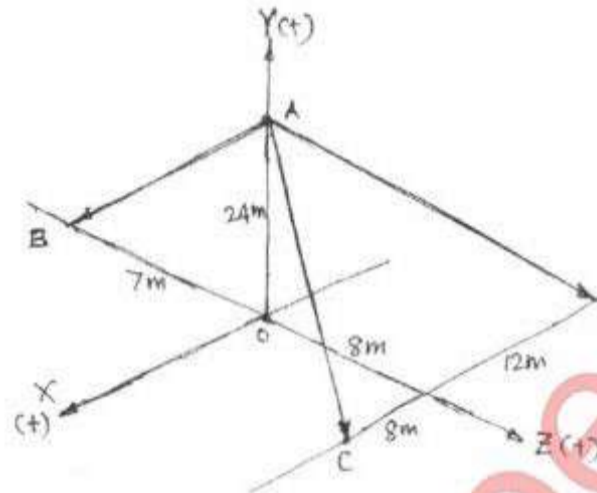
Q. 3 a) Find the centroid of the shaded portion of the plate shown in the fig. 08



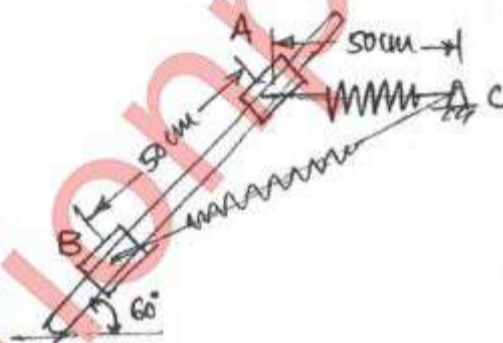
TURN OVER

3

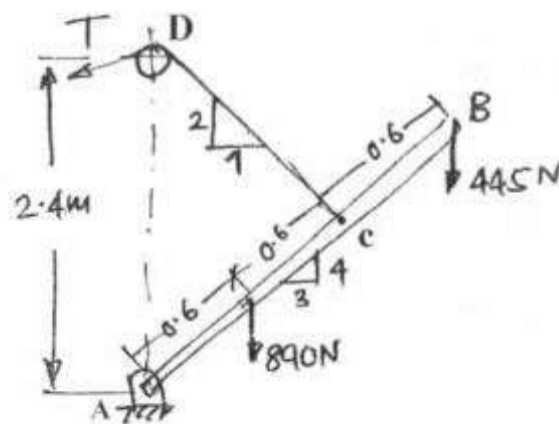
- b) Co-ordinate distance are in 'm' units for the space frame in fig. there are 3 members. AB, AC and AD. There is a force W-10 KN acting at A in a vertically upward direction. Determine the tension in AB, AC and AD. 06



- c) A 50N collar slides without friction along a smooth rod which is kept inclined at 60° to the horizontal. The spring attached to the collar and the support 'C'. The spring is unstretched when the collar is at 'A' (AC is horizontal) Determine the value of spring constant 'K' given that the collar has a velocity of 2.5 m/s when it has moved 0.5m along the rod as shown in fig. 06



- Q. 4 a) A boom AB is supported as shown in fig by a cable runs from 'C' over a small smooth pulley at D. Compute the tension T in cable and reaction at A. Neglect the wt of the boom and size of the pulley. 08

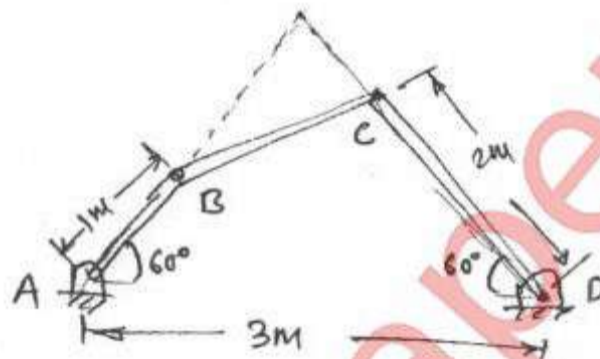


TURN OVER

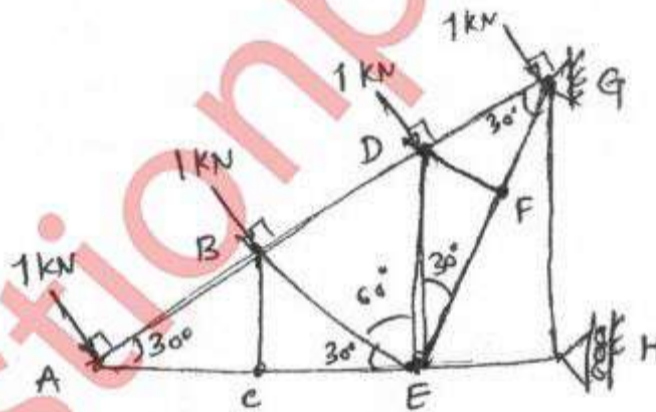
b) The acclⁿ of the train starting from rest at any instant is given by the expression $a = \frac{8}{(v^2 + 1)}$ 06

where V is the velocity of train in m/s. Find the velocity of the train when its displacement is 20m and its displacement when velocity is 64.8 kmph.

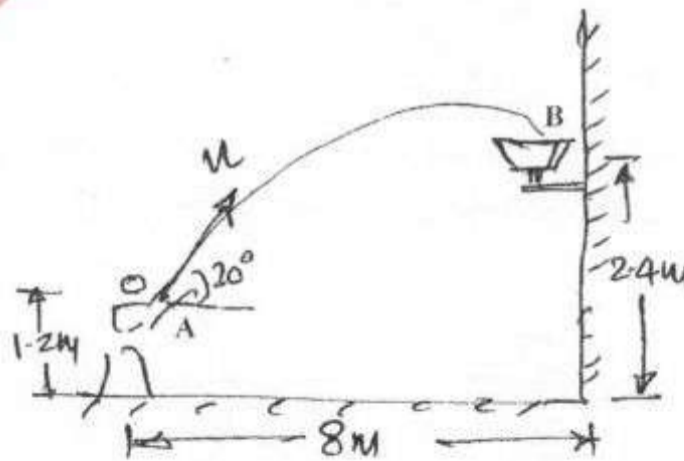
c) Angular velocity of connector BC is 4 r/s in clockwise direction. What are the angular velocities of cranks AB and CD. 06



Q.5 a) In the truss shown in fig. compute the forces in each member. 08

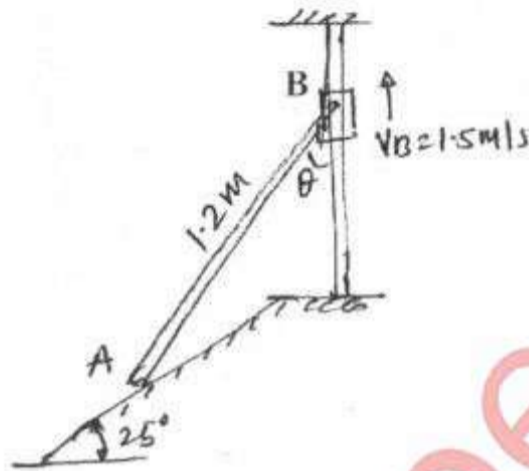


b) Determine the speed at which the basket ball at 'A' must be thrown at an angle of 30° so that it makes it to the basket at B. Also find at what speed it passes through the hoop. 06

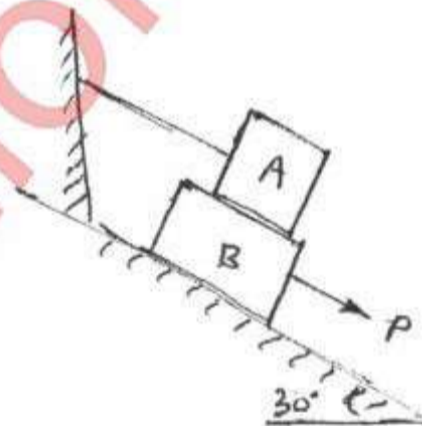


TURN OVER

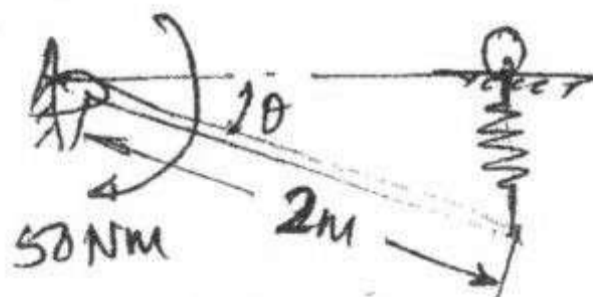
- c) Fig shows a collar B which moves upwards with constant velocity of 1.5 m/s At the instant when $\theta = 50^\circ$ determine (i) The Angular velocity of rod pinned at B and freely resting at A against 25° sloping ground and (ii) The velocity of end A of the rod. 06



- Q. 6 a) A force of 140KN passes through point C (-6,2,2) and goes to point B (6,6,8) calculate moment of force about origin. 04
- b) Ref to fig. If the coeff. of friction is 0.60 for all contact surfaces and $\theta = 30^\circ$, what force 'P' applied to the block 'B' acting down and parallel to the incline will start motion and what will be the tension in the cord parallel to inclined plane attached to 'A'. Take $W_A = 120\text{N}$ and $W_B = 200\text{N}$. 08



- c) Determine the required stiffness 'K' so that the uniform 7Kg bar AC is in equilibrium when $\theta = 30^\circ$ Due to the collar guide at B the spring remains vertical and is unstretched when $\theta = 0$ Use Principle of Virtual Work. 04



TURN OVER

6

- d) The system shown in fig is initially at rest. Neglecting friction determine the force 'P' required if the velocity of the collar B is 5 m/s after 2 sec and corresponding tension in the cable. 04

